

Recessed luminaire - Micro-prismatic diffuser - direct distribution

Suitable for ceilings with visible T-bars; flat aluminium frame, powered white; steel plate housing; Housing colour traffic white RAL 9016; LED backlight light technology; direct light distribution using non-yellowing microprismatic PMMA diffuser and single lenses, ideal for VDU workstations, UGR19, $65^{\circ} < 3000$ cd/m omnidirectional glare reduction in accordance with current DIN-EN 12464-1 standard; Including a multi-lumen driver with 8 settable light outputs; Flicker $< 5\%$; Flexible 40cm long connecting cable wired to the luminaire via a plug system ready for operation. Protection rating: IP20/IP40 room-side. Recommended accessories for the installation of cut-out ceilings LOE ES 312 60180003100, order through-wiring box DV-BOX ET for convenient connection to the control gear separately. Further operating data can be found in the operating instructions.

CHARACTERISTICS

Order number	60184034150
EAN number	4020863448555
Commodity code	94051190
Certification mark	IP 40/20, Protection class II, VDU 65° < 3000, F, Indoor, CE
Impact resistance (IK rating)	IK02 (-10°C bis 35°C)
Ambient temperatur	ta -10°C to 35°C
Warranty period	5 years
State funding programs	BEG - Federal funding for efficient buildings (valid only for Germany)

ELECTRICAL ENGINEERING

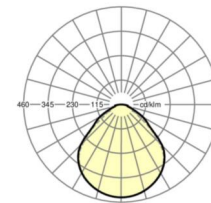

Controller	Electronic multi-lumen driver, 4-steps (1 pcs.)
System output	40W-27W
Mains voltage	230V/50Hz
Circuit breakers (inrush current)	17 pieces/B10, 27 pieces/B16, 28 pieces/C10, 45 pieces/C16
Energy efficiency class/light source	C

LIGHTING TECHNOLOGY

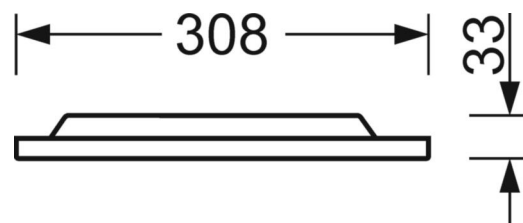
Placement	LED, Colour rendering/Light colour CRI ≥ 80 / 4000K
Colour tolerance (MacAdam)	3SDCM
Nominal luminous flux/switching steps (EDM)	4800lm/40W, 4400lm/36W, 4200lm/35W, 3900lm/31W (Standard setting 3900lm)
LED service life	50000h L80/B10 (Tq 35°C/do not cover with insulation wool)
Luminaire luminous efficiency	125lm/W-119lm/W
UGR lat./long.	18.8 / 18.8 (31W)

DEEP-LINK

<https://www.regiolum.de/en/article/60184034150>



Reference	LED 3900lm/31W 840
η_{LB}	100 %
$\Phi_{\downarrow/\uparrow}$	100 % / 0 %
UGR lat./long.	18.8 / 18.8
VDU	$65^{\circ} < 3000$ cd/m ²



MECHANICS

Housing colour	traffic white RAL 9016
Dimensions (LxWxDxH)	1250mm x 310mm x 35mm
Depth	35mm
Ceiling system	ceilings with visible T-rails [s-TS] (312.5x1250 mm), cut-out ceilings [AD]
Ceiling cut-out (LxW/D)	1220mm x 295mm
Installation depth	145mm [AD]; 145mm [s-TS]; 115mm [s-TS] min
Weight (net)	3.01kg
Type of installation	Recessed mounting, Ceiling installation individual mounting

Dimensions

L	1250 mm	Length
B	310 mm	Width
H	35 mm	Height
T	35 mm	Depth
DA(L)	1220 mm	Cutting dimension length
DA(B)	295 mm	Cutting dimension width
Et(min)	115 mm	Ceiling distance minimum - minimum dimension (visible T-rail)
Et(AD)	145 mm	Ceiling distance minimum (cut-out ceiling)
Et(TS)	145 mm	Ceiling distance minimum - recommended (visible T-rail)
MLTS1	1250 mm	Module dimension length (visible T-rail)
MLTS_1/2	1250	Module dimension length (visible T-rail) 1/2
MBTS1	312 mm	Module dimension width (visible T-rail)
MBTS_1/2	312	Module dimension width (visible T-rail) 1/2
KL	144 mm	Length luminaire head or box for ballasts
KB	42 mm	Width luminaire head or box for ballasts
KH	29 mm	Height luminaire head or box for ballasts

